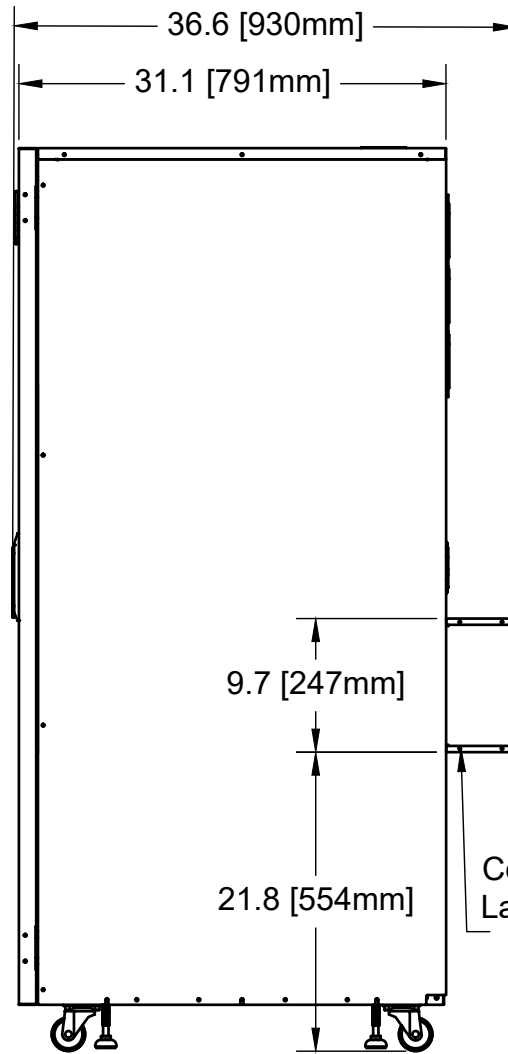



Front



Side





Back

	PROJECT			E91 30kVA
	TITLE			
APPROVED	SIZE	CODE	DWG NO	REV
CHECKED	A		E91-OTL-30kVA-208-208	0
DRAWN	JB	4/18/2022	SCALE 1:14	WEIGHT
			SHEET 1/3	



Front



Top

Bottom

Conduit
Landing
Plate

Back

X-TREME
Power Conversion®

PROJECT
E91 30kVA

TITLE
E91 30KVA Outline Drawing

APPROVED

CHECKED

DRAWN JB

4/18/2022

SIZE

A

CODE

DWG NO

E91-OTL-30kVA-208-208

REV

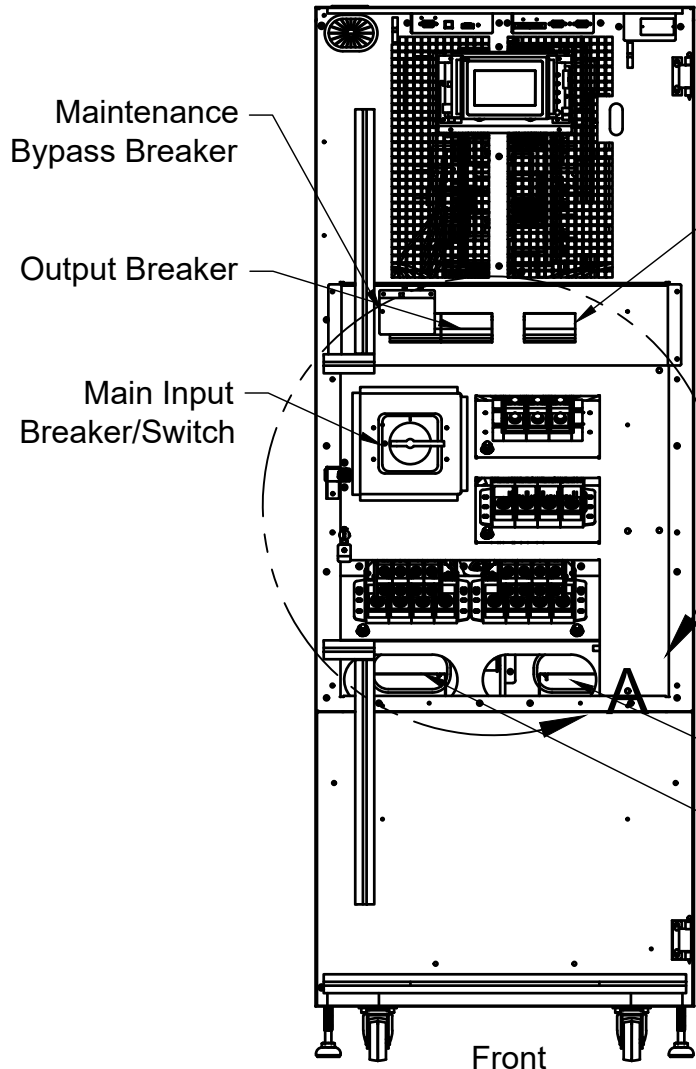
0

SCALE 1:8

WEIGHT

SHEET 2/3

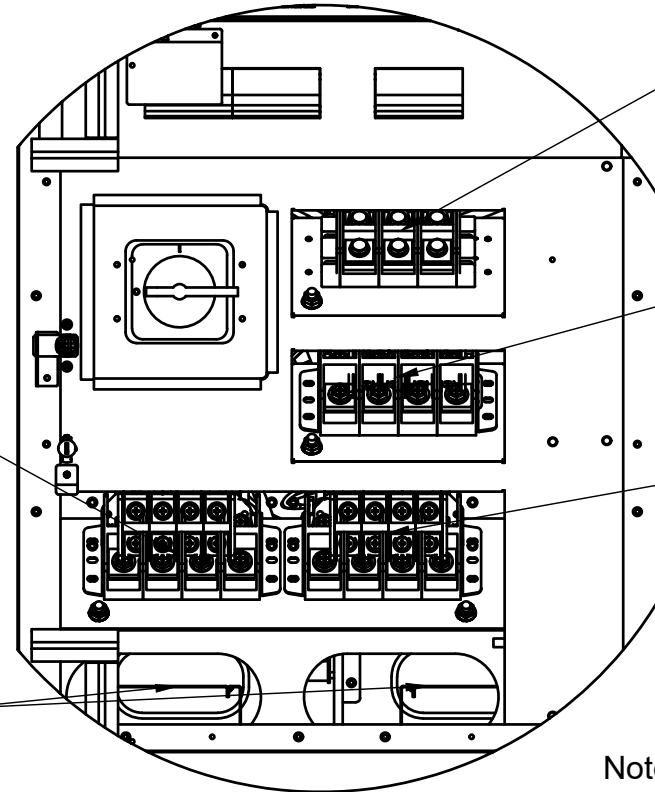




Bypass Input Breaker

Input Terminals R, S, T, N

Cable channels from rear conduit landing plate



Power Terminals

External Battery Connector +, N, -

Output Terminals R, S, T, N

Bypass Input Terminals R, S, T, N

Note: Input and Bypass terminals come jumper from factory. Remove jumpers for dual input systems.

		PROJECT E91 30kVA			
		TITLE E91 30KVA Outline Drawing			
APPROVED	SIZE	CODE	DWG NO	REV	
CHECKED	A		E91-OTL-30kVA-208-208	0	
DRAWN JB	4/18/2022	SCALE 1:12	WEIGHT	SHEET 3/3	